

Kindergarten Readiness

Strategic Priority 2

Goal 2

Region 14

Education Service Center



We care about Head Start and Early Head Start because...

...we know a student's level of poverty may negatively impact student performance.

...we effectively serve students and families in severe poverty.

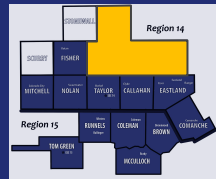
...we positively impact student performance prior to kindergarten and even pre-kindergarten.





Timeline

Currently Serving **660 Head Start** and **160 Early Head Start** Children in **15 Counties** and **20 School Districts**

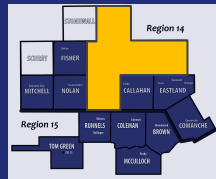


Awarded Head Start Grant

Haskell, Jones, Shackelford, Stephens Counties

128 Head Start Children

Center-Based & Home-Based

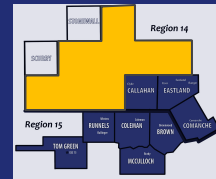


Awarded Expansion Grant (16)

Added Taylor County

144 Head Start Children

Center-Based



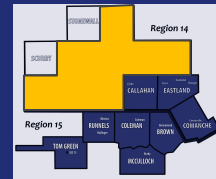
Awarded Expansion Grant (157) (40)

Fisher, Nolan, Mitchell Counties

301 Head Start Children

40 Early Head Start Children

Center-Based

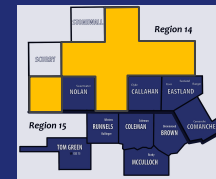


Awarded Expansion Grant (16)

Nolan County

56 Early Head Start Children

Center-Based



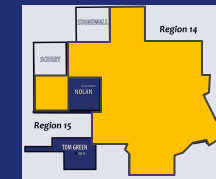
Reduced Enrollment due to Sequestration

Nolan County reduced by 25

276 Head Start Children

48 Early Head Start Children

Center-Based & Home-Based

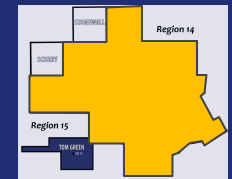


Awarded Head Start Grant Region 15 ESC Delegate Agency (396) (40)

Brown, Callahan, Coleman, Comanche, Eastland, McCulloch, & Runnels Counties

660 Head Start Children

88 Early Head Start Children



Awarded EHS Expansion Grant (72)

Comanche, Mitchell, & Nolan Counties -

160 Early Head Start Children

Center-Based

1999

2001

2004

2010

2013

2014

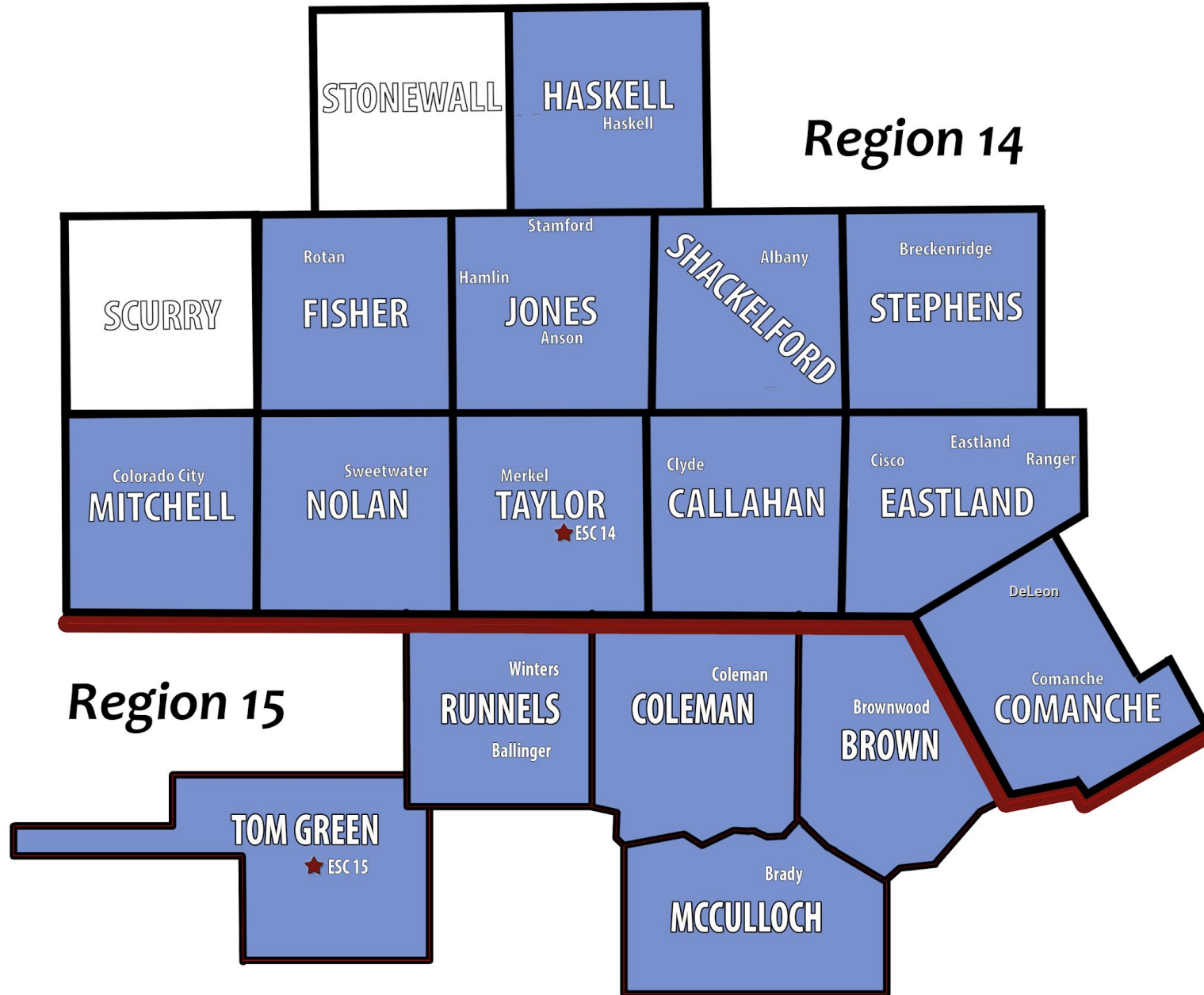
2015

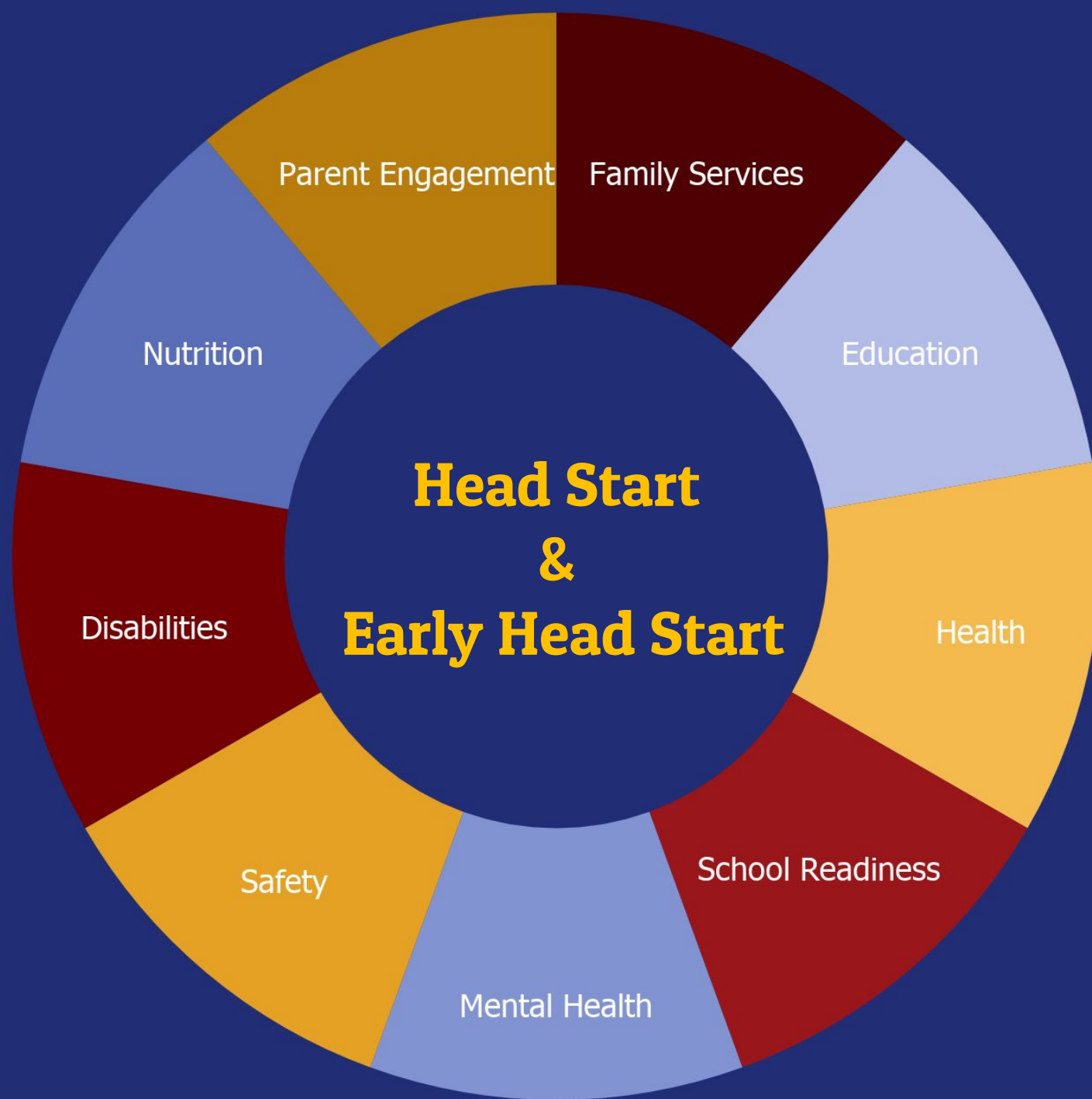
128

800



Head Start / Early Head Start Service Area





**Head Start
&
Early Head Start**

Family Services

Education

Health

School Readiness

Mental Health

Safety

Disabilities

Nutrition

Parent Engagement

Family Services



Poverty

Homelessness

3.8%

of Region 14 Head Start and Early Head Start children do not have a home.

Foster Children

3.3%

of Region 14 Head Start and Early Head Start children are in foster care.


Single-Parent Families

63.93%

of Region 14 Head Start and Early Head Start children come from single-parent families.


\$20,780

Federal Poverty Guideline



94.3%

of Region 14 HS/EHS Families below Federal Poverty Level



\$38,473

State Reduced Lunch Guidelines



Social Emotional

37%

of Region 14 Head Start and Early Head Start children were identified as having a social-emotional concern on the Devereux Early Childhood Assessment.

Disabilities

15.9%

of Region 14 Head Start children, &

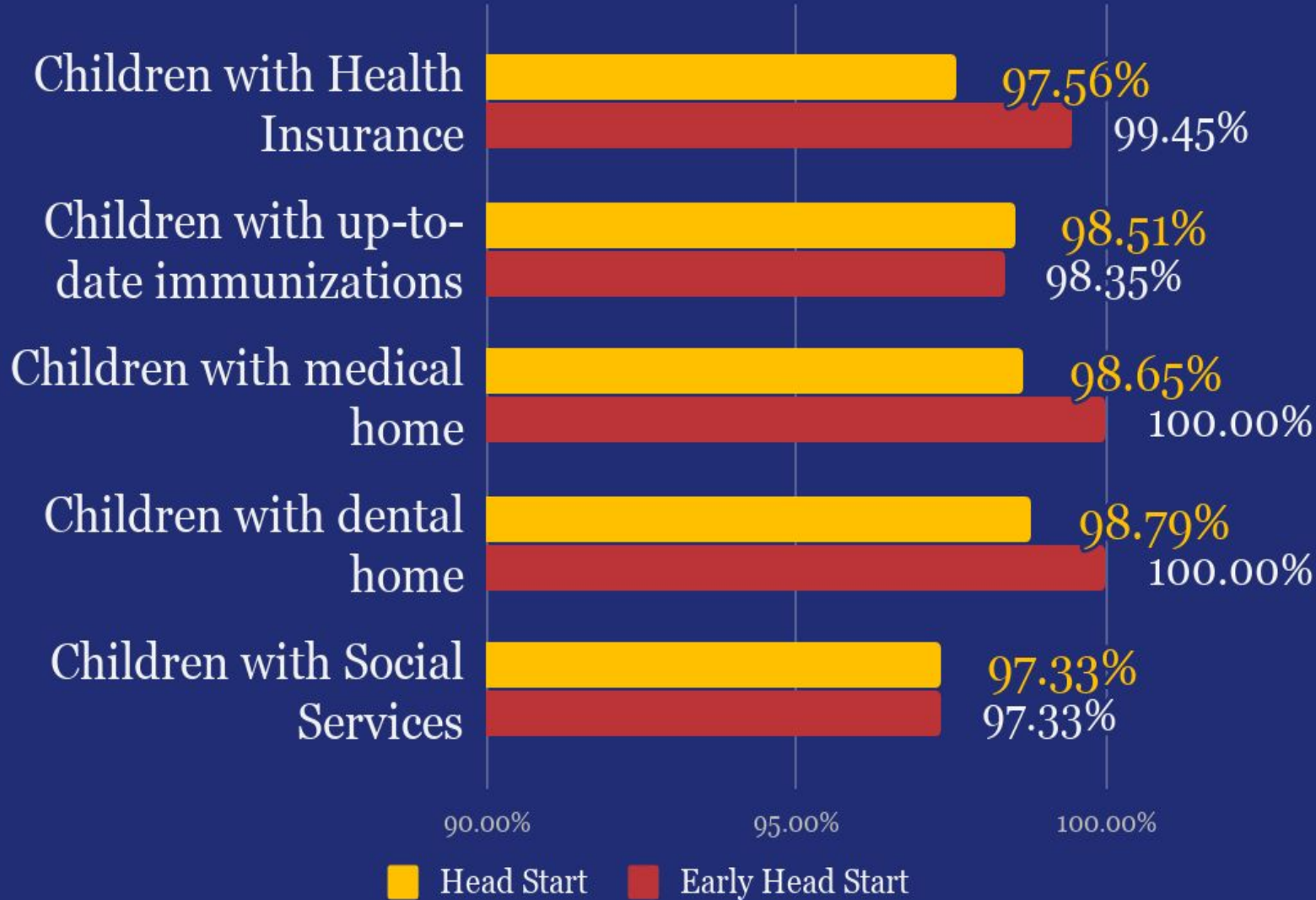
21.8%

of Early Head Start children have identified disabilities.

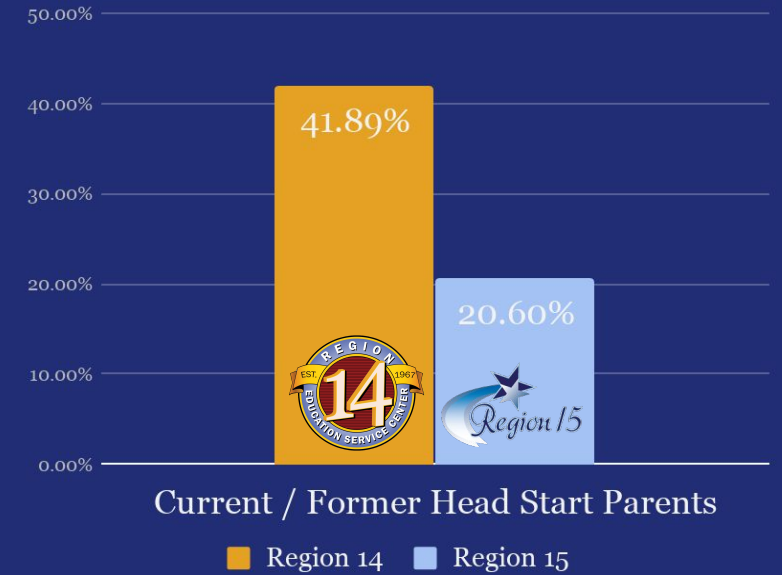
Federal and State values above based on a 3-person household.



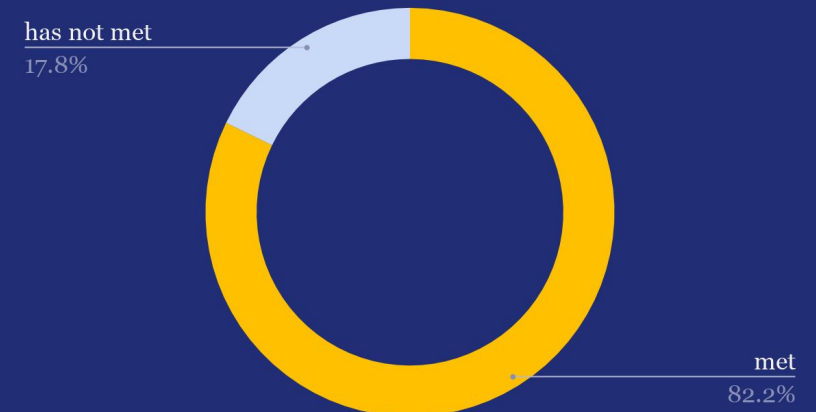
Successes



Percentage of "Grow-Your-Own" Staff

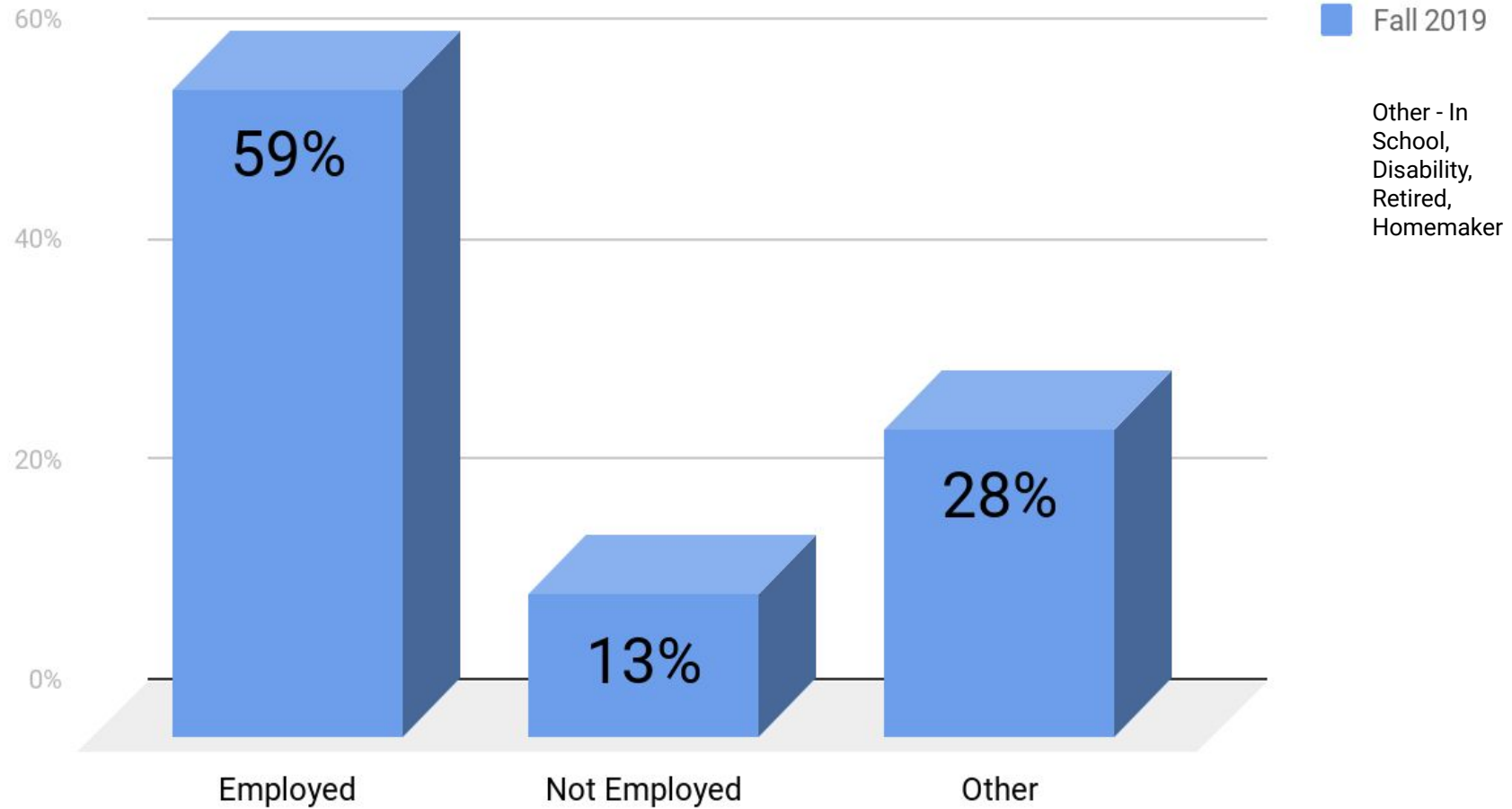


Percentage of teachers meeting 648A Head Start Act Credentialing





Parent Employment Percentage





Priority 2

Build a Foundation of Reading and Math

ESC Goal 1 Increase the percentage of 3rd grade students in Region 14 who meets grade level on STAAR math from 36% to 45% by 2020 and in reading from 40% to 49% by 2020.

ESC Goal 2

The percentage of kindergarten students in Region 14 demonstrating kindergarten readiness will improve from 66% to 71% by 2020.

Strategy 1

Conduct learning opportunities (including Saturdays) for childcare workers and parents/guardians. ESC consultants provide instructional experiences targeting math and reading literacy objectives.

Strategy 2

Provide year-round learning opportunities in collaboration with community partners to provide child and parent activities incorporating training for parents/guardians and childcare providers.

Strategy 3

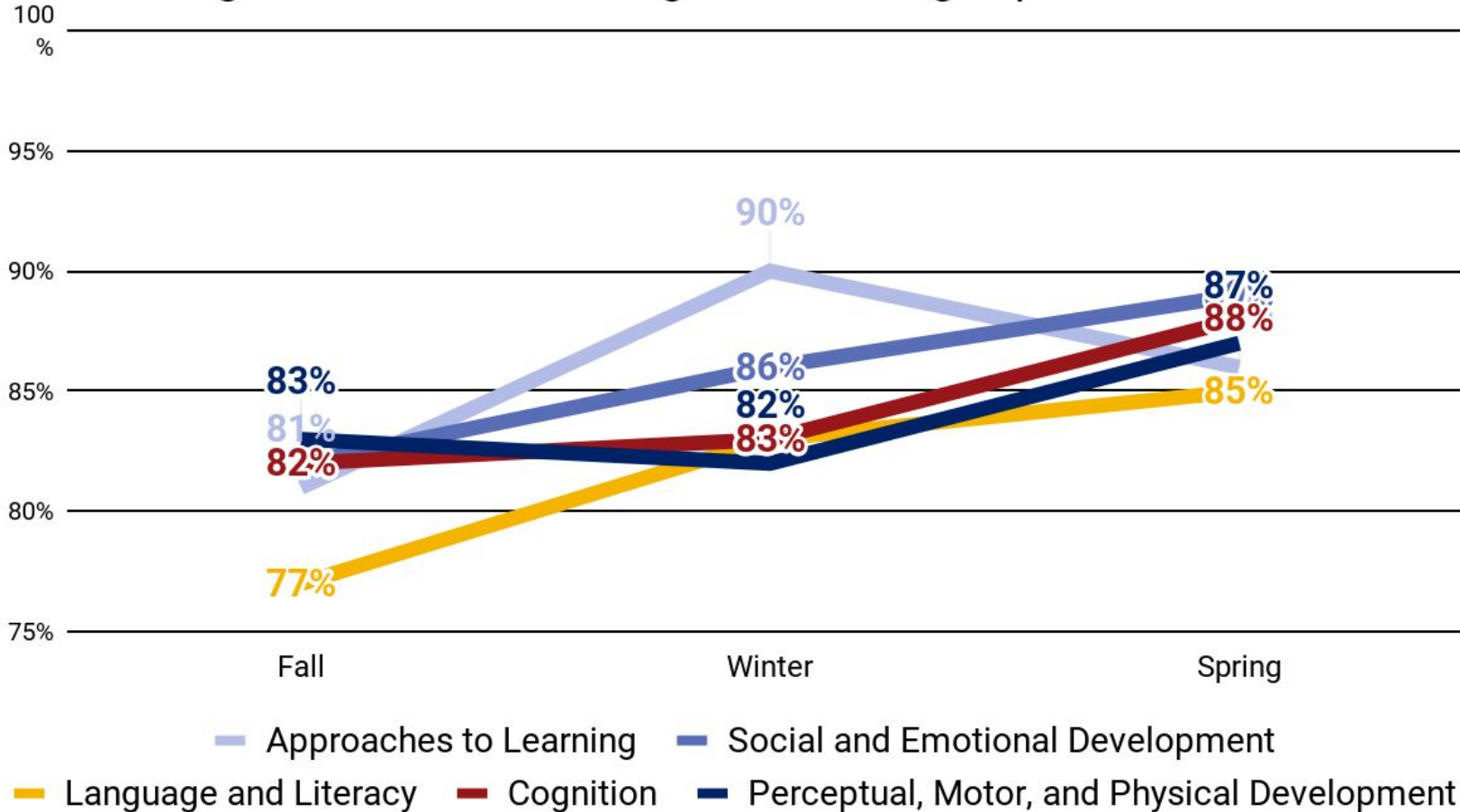
Provide parents/guardians, childcare providers, and elementary schools with activity resources to promote daily active learning at home, school, and childcare centers.



Priority 2

Build a Foundation of Reading and Math

Percentage of Students Meeting or Exceeding Expectations 2018-2019



Early Head Start School Readiness Goals

Early Head Start Students (0-3 years)
Region 14-West & Expansion

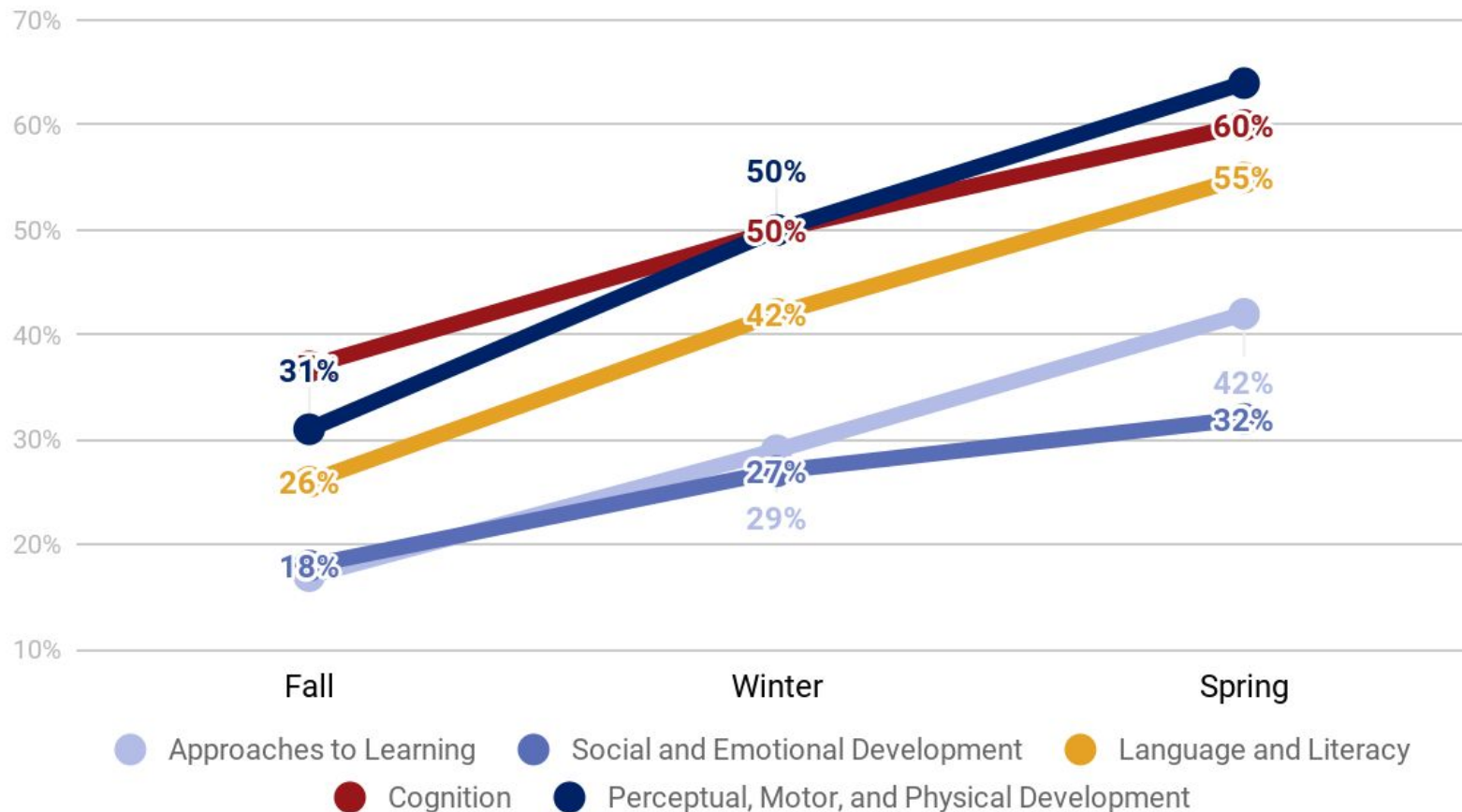
Teaching Strategies Gold Analysis



Priority 2

Build a Foundation of Reading and Math

Percentage of Head Start 4 Year Olds Meeting Expectations 2018-2019



Head Start School Readiness Goals

Head Start Students
(3-5 years)
Region 14-West & East

CLI Engage-CIRCLE Progress Monitoring



CIRCLE Progress Monitoring

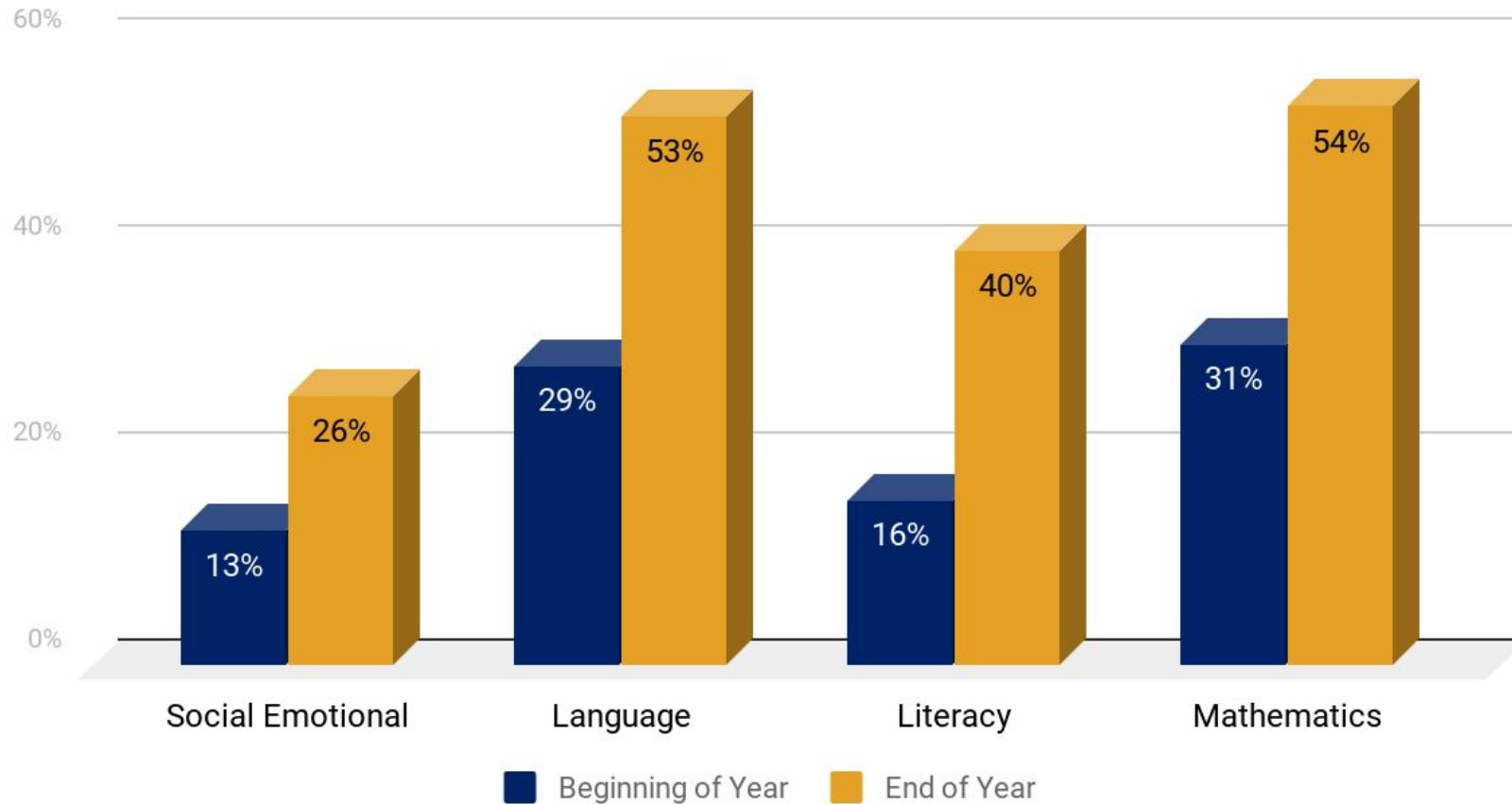
Domain	ECDS Data Measured	CLI Engage - CIRCLE Progress Monitoring (TEA Approved)
Health and Wellness	Social Emotional Skills	<ul style="list-style-type: none"> • Positive Social Behaviors • Classroom Community and Safety* • Emotion and Behavior Regulation • Self Care* • Approaches to Learning <p style="text-align: right;">*Not assessed by HS in 2018-19</p>
Mathematics	Math Skills	<ul style="list-style-type: none"> • Rote Counting • Shape Discrimination and Naming • Number Discrimination and Naming • Counting Sets • Operations
Language	Language Skills	<ul style="list-style-type: none"> • Rapid Vocabulary
Emergent Literacy: Reading/Writing	Emergent Reading Skills & Emergent Writing Skills	<ul style="list-style-type: none"> • Rapid Letter Knowledge • Early Writing Skills



Priority 2

Build a Foundation of Reading and Math

Percentage of 3 and 4 Year Olds Meeting Expectations 2019



Head Start ECDS School Ready

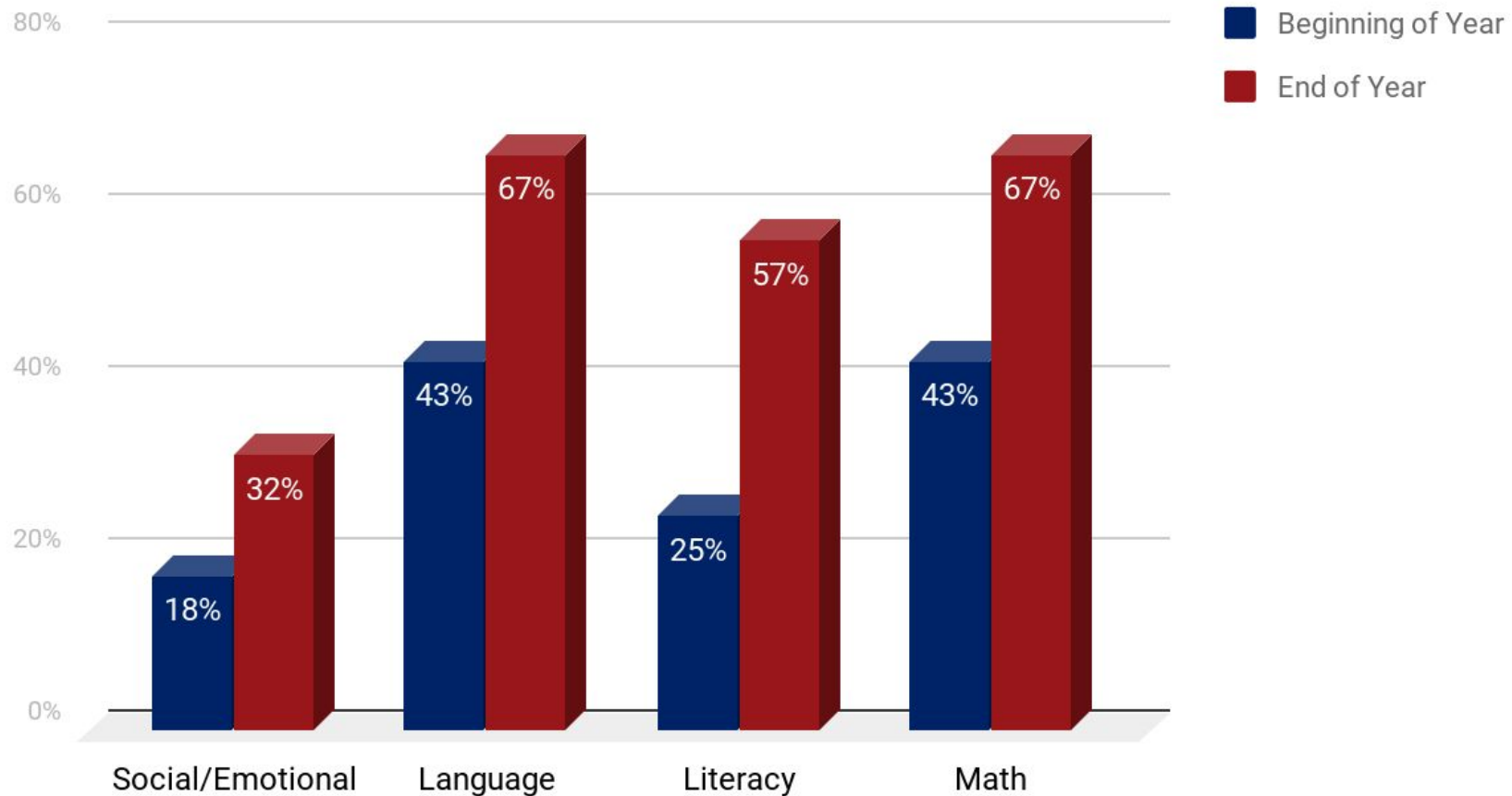
Head Start Students
(3 and 4-year olds)
Region 14 ESC
ECDS Data



Priority 2

Build a Foundation of Reading and Math

Percentage of Four Year Olds Meeting Expectations 2019



Head Start ECDS School Ready

Head Start Students
(4-year olds)
Region 14-West and East
ECDS Data

Budget & Costs



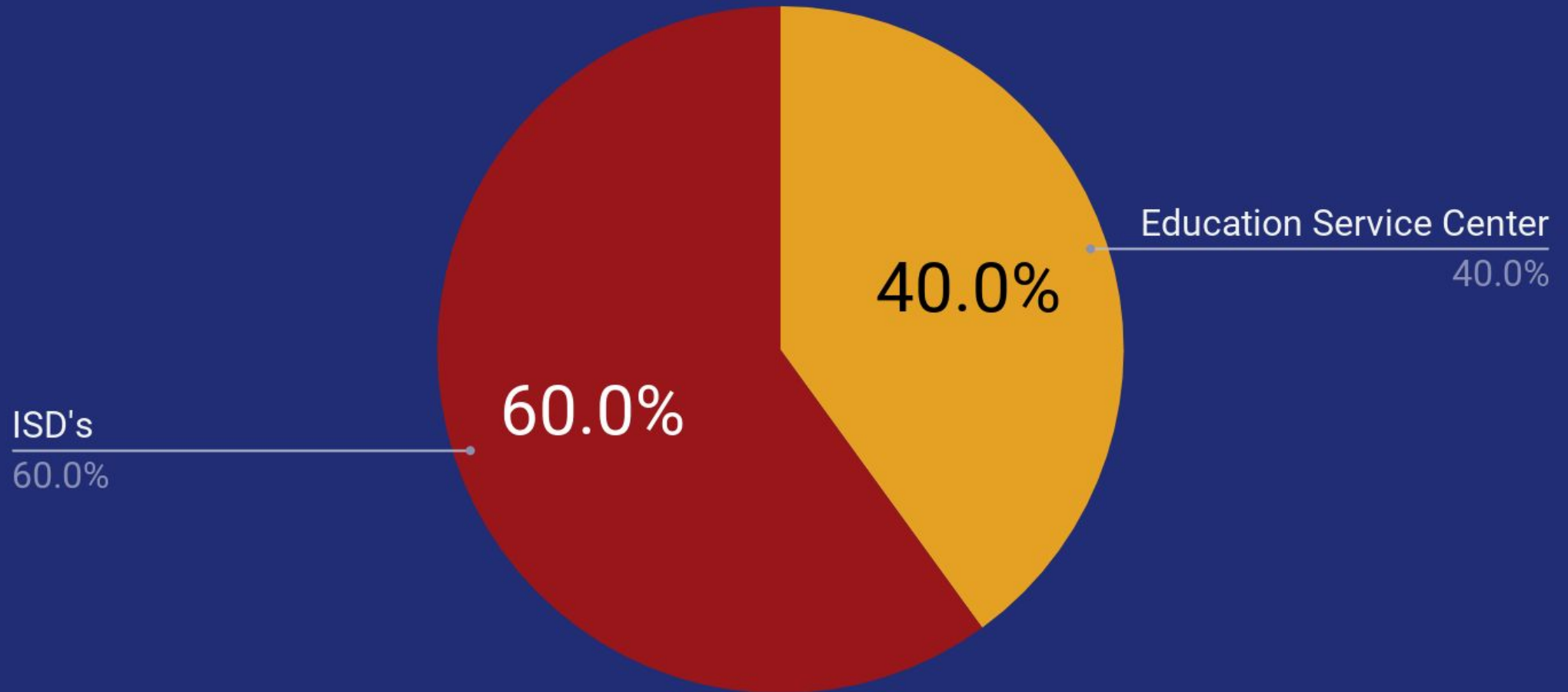
	Region 14 Early Head Start (EHS)	Region 14 Head Start (HS)	Region 14 ESC (EHS+HS)	Texas	National
Budget	\$2,604,384	\$4,705,131	\$7,309,515	\$621,266,002	\$9,574,923,948
Students	160	660	820	75,820	887,063
Cost / Student	\$16,277	\$7129	\$8,194	\$8,194	\$10,794

Other ESC's with Head Start Programs: Regions 7, 9, 10, 16, 19, & 20



Funding Allocation

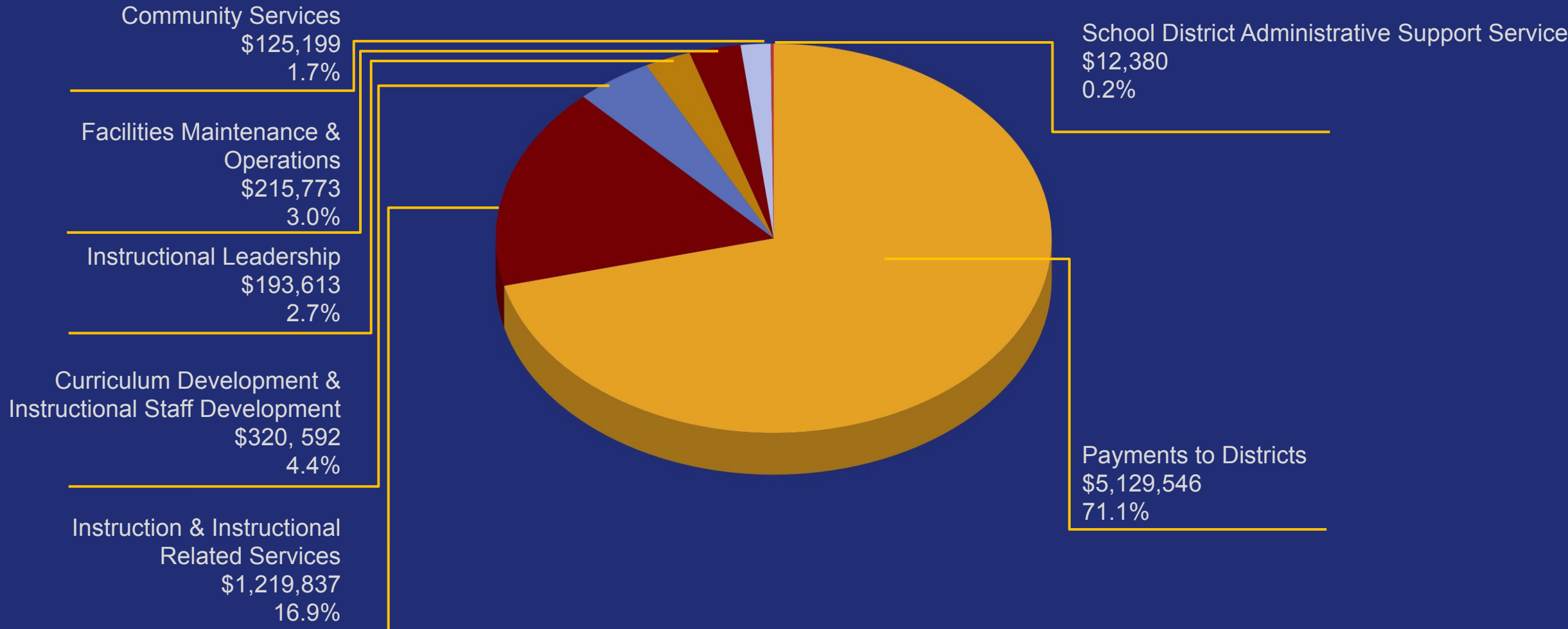
2017-2018 Head Start and Early Head Start Funding Allocation





Expenditures by Function

2017-2018 Head Start Expenditures by Function





Region 14 Initiatives



High Five Mathematize



Block Fest



C.I.R.C.L.E Training



Book Mark Club



Parent University



Language Facilitator



The Arts



State Approved Curriculum



“Giving Children A **Head Start** On Life!”